

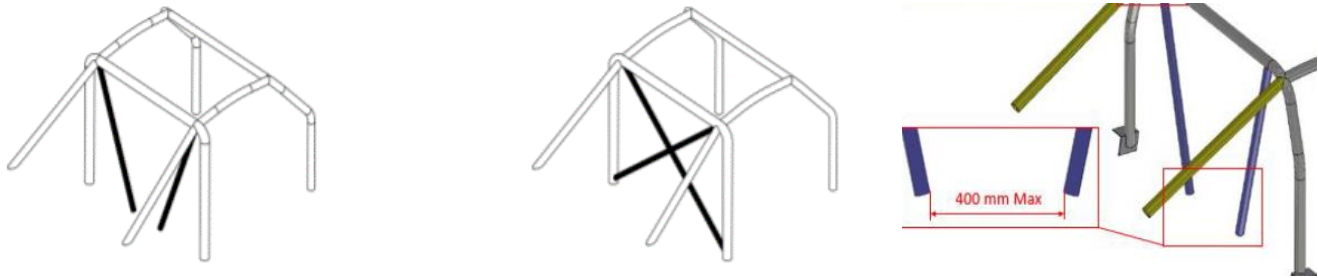
CLASSIC

ANNEXE ARCEAUX AUTOS CAR APPENDIX ROLLAGE

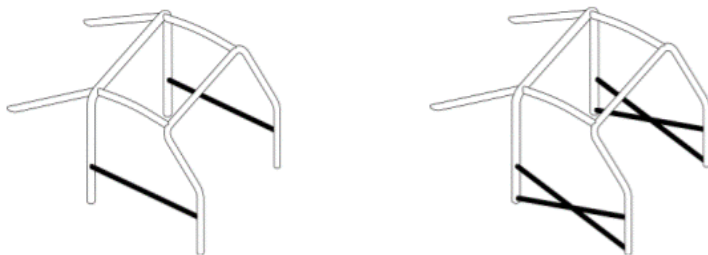
Arceau principal, 3 possibilités, tube 50x2 ou 45x2,5mm
Main rollbar, 3 possibilities, pipe 50x2 or 45x2,5mm



Entretoises diagonales arceau principal, tube 40x2 ou 38x2,5mm
Diagonal members on main rollbar, pipe 40x2 or 38x2.5mm



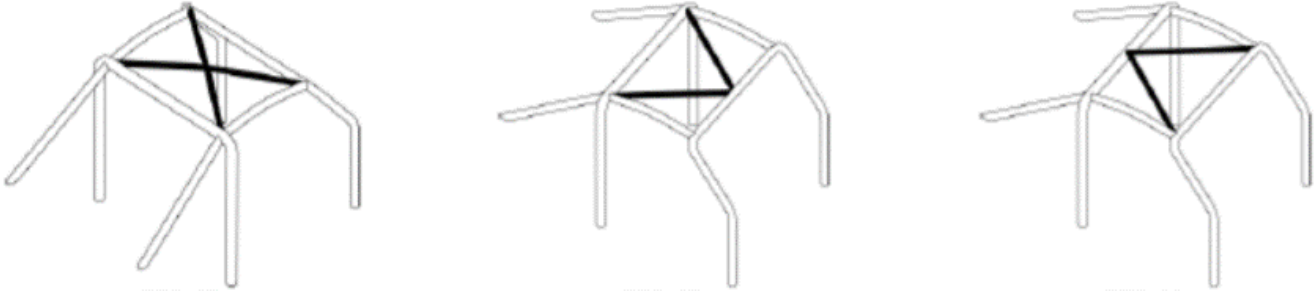
Entretoises de portes
Door bars



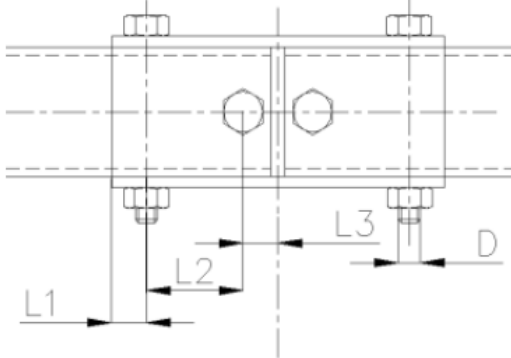
Entretoise transversale avant
Front transverse member



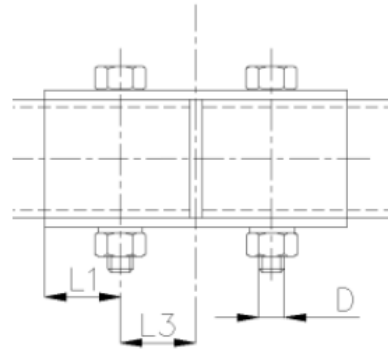
Renforts de toit
Roof reinforcement



Des connexions démontables de ce type possible
Dismountable joints possible like these types



$L1=L3 > 18\text{mm}$ $L2 \geq 36\text{mm}$ $D \geq 8\text{mm}$



$L1=L3 > 36\text{mm}$ $D \geq 10\text{mm}$

Recommandé : A : Renforts de montant de pare-brise
Recommended : A : windscreen reinforcements

